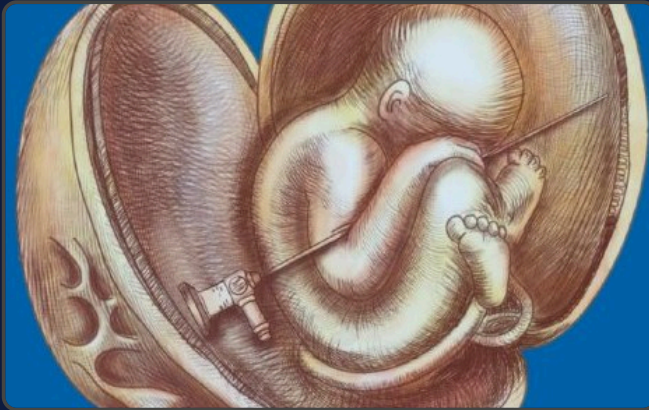


**XV**

**ADVANCED COURSE  
EDITION 2026**

# Fetal Therapy and Surgery: Advanced Course

Update & Certification · English and Spanish Speakers



**NEW DATES 2026**

**July 25 – 29, 2026**

5-Day Intensive Program

**ORGANIZED BY**

**Clínica Colsanitas**

Colsanitas – Keralty

**LOCATION**

**Bogotá, Colombia**

Clínica Universitaria Colombia · Colsanitas – Keralty

**CERTIFICATION**

**FIMMF · Unisanitas**

International Certification

ORGANIZED

**Clínica Colsanitas**

SUPPORTED

**FIMMF**

SUPPORTED

**Unisanitas**

PARTNER

**BMC · Burjeel**

## Faculty

### COURSE DIRECTOR

## Mauricio Herrera

### Maternal Fetal Medicine

Fetal Surgery – Therapy  
Fetal Cardiology – Fetal Neurology

### Head MFM Department

Colsanitas Clinic

Global CEO Momprenatal  
President of FIMMF  
ISUOG Fellow

### SPEAKERS & PROFESSORS

**Mauricio Herrera** MMF – Fetal Surgery

**Mario Rebolledo** MMF

**Nicolas Torres** MMF

**Natalia Ordoñez** Pediatric Surgery

**Anesthesia Team** Fetal Anesthesia

**Ciro Casadiego** Fetal Anatomy

**Juan Javier López** Clinical Genetics

**FIMMF International Speakers** Fetal Therapy & Surgery Network

**Surgical Assistant** Fetal Surgery

## Course Description

Fetal interventions are becoming less invasive and require training and experience for optimal results. The Fetal Therapy Simulation Course provides an excellent opportunity to explore these techniques in detail, to gain hands-on experience with the instruments and procedures, and to receive feedback on performance to avoid complications.

All professors are specialists in Maternal Fetal Medicine and perform comprehensive fetal therapy with experience from some of the most important fetal medicine centers in the world. Procedures are carried out using maternal and fetal simulation models with maximum resolution for a real experience; participants will also join the Fetal Therapy Board for live observation.

This course is suitable for maternal-fetal medicine or fetal medicine specialists who perform fetal interventions. Participants will also be introduced to a network to share and discuss difficult cases in the future.

## Learning Objectives

### 15 STANDARDIZED AREAS OF FETAL THERAPY & SURGERY

- Fetal Anatomy in fetal surgery and fetoscopy
- Ultrasound guided procedures – Hand-Eye coordination
- Training for: Amniocentesis – CVS – Cordocentesis
- Fetal puncture techniques: Hydrothorax – Fetal anesthesia
- Mapping and planning – Amniotic cavity access
- Fetoscopic access: Orientation exercises
- Fetoscopic and fetal surgery instruments
- New developments in fetal surgery: New devices, new procedures
- Fetal Surgery in twins: Placental laser, cord ligation
- The fetal airway: FETO procedure – EXIT procedure
- Fetal surgery in MMC
- Fetal Shunts
- Fetal Tumors
- Unusual implantation: CSP, CEP
- Fetal surgery: CHD Valvuloplasty

## WHO SHOULD ATTEND

- ▶ OBGYN Specialists
- ▶ Maternal Fetal Medicine Specialists
- ▶ Fetal Medicine Specialists
- ▶ Interventional Radiologists
- ▶ Limited to 20 delegates

## METHODOLOGY

- ✓ 5 Days intensive program
- ✓ Prior printed material for study
- ✓ Master Lectures
- ✓ Hands ON Sessions: Fetal Surgery
- ✓ Clinical Cases
- ✓ Language: English






## Day 1 — Saturday July 25 2026

- 07:00 – 07:15 Inauguration Session
- 07:30 – 09:00 International Board in Maternal Fetal Medicine – Clinical cases in fetal therapy & fetal surgery
- 09:00 – 09:30 ☕ Coffee Break
- 09:30 – 12:00 **Fetal surgery: Hand-eye coordination exercises – Session I**  
Ultrasound guided invasive procedures – Needle / Mapping and planning / Access to amniotic cavity · *M. Herrera and cols*
- 12:00 – 13:30 🍽️ Lunch
- 13:30 – 15:00 **Fetal surgery: Hand-eye coordination exercises – Session II**  
Trocar insertion and fixation, Fetoscopy orientation in the amniotic cavity / Mapping and planning · *M. Herrera and cols*
- 15:00 – 18:30 **Fetal anatomical Dissection – Fetal Cadaver Body – Fetal Anatomy**  
*C. Casadiego – M. Herrera – Cols*

## Day 2 — Sunday, July 26 2026




- 06:30 – 08:00 **International Board in Fetal Medicine: Fetal Surgery Cases – World Meeting**  
Fetal Surgery Center – FIMMF – Colsanitas Keralty – Kypros Nicolaides Center  
Auditorium Medical Club 13th Floor – Clínica Universitaria Colombia · *M. Herrera – Cols*
- 08:00 – 08:30 ☕ Coffee Break
- 08:30 – 09:45 **Spina Bifida – Myelomeningocele: Diagnosis – Evaluation – Fetal Therapy**  
Techniques validated: Open surgery and Fetoscopy · *M. Herrera – N. Ordoñez*
- 09:45 – 11:00 **FIMMF Guidelines: Invasive and Diagnostic Ultrasound Guide Procedures in MFM**  
Amniocentesis – Umbilical cord sampling – CVS · *M. Herrera – N. Torres*  
Shunts in fetal medicine – Thoracentesis – Urinary Bladder sample – Embrioreduction – CSP · *M. Herrera*
- 11:00 – 11:30 ☕ Coffee · Lunch Box
- 11:45 – 14:30 🚨 **FETAL LIVE SURGERY: By Scheduling**
- 14:30 – 15:00 ☕ Coffee Break
- 15:00 – 18:00 **New fetal surgery procedures: Hands ON Fetoscopy technique all-in-one. High fidelity simulation**  
*M. Herrera – N. Ordoñez*

## Day 3 — Monday, July 27 2026


- 07:00 – 08:00  Breakfast – Medical Club – Clínica Universitaria Colombia
- 07:30 – 08:00 **Anesthesia in fetal surgery** · *J. Guevara*
- 08:00 – 08:30 **Genetics in Fetal Surgery** · *J. López*
- 08:30 – 09:00 **CVS** · *M. Herrera*
- 09:00 – 09:30  Coffee Break
- 09:30 – 12:30 **Amniocentesis, CVS – Cordocentesis & Intrauterine Transfusion Hands ON**  
Simulator – Technique – Fetal Surgery Room STAFF · *M. Herrera – N. Torres*
- 11:30 – 13:00  **FETAL LIVE SURGERY: By Scheduling**
- 13:30 – 14:30  Lunch
- 14:30 – 15:45 **Multiple Pregnancy – Placenta – Chorionicity – Placenta Anatomy**  
Monochorionic placenta MC-DA, TTTS, Selective IUGR, TRAP, TAPS, Discordant Twin DC-DA · *M. Herrera*
- 15:45 – 16:25 **Instruments and supplies in fetal surgery** · *M. Herrera*
- 16:25 – 16:50  Coffee Break
- 16:50 – 18:00 **Hands ON – Fetoscopy: Selecting the use of fetoscope – Access techniques**  
Video Tower Instrumental – Laser – Fibers – Surgery Rooms · *M. Herrera*

 20:00 Gala Dinner – Dr. Herrera's House · Departure from Clínica Universitaria Colombia at 18:00 · *Dress code: Casual*

## Day 4 — Tuesday, July 28 2026

- 07:00 – 08:00  Breakfast – Medical Club – Clínica Universitaria Colombia
- 08:10 – 09:20 **Recognition of placental vessels – TTTS – Acardiac Twin: Technique, Tips and Tricks** · *M. Herrera*
- 09:30 – 12:00 **Laser and placental vessels ablation – Recognition of shunts in TTTS – Complications in Multiple Pregnancy**  
Hands ON – Simulator – Placental – Fetal Surgery Room · *M. Herrera*
- 11:30 – 13:00  **FETAL LIVE SURGERY: By Scheduling**
- 12:00 – 14:00  Lunch
- 14:00 – 15:00 **Diaphragmatic Hernia: Diagnosis – Evaluation – Fetal Therapy** · *M. Herrera*
- 15:00 – 15:30 **Fetal Airway: Anatomy, evaluation and access – EXIT Technique** · *M. Herrera*
- 14:45 – 15:30 **Fetal Shunts: LUTO – Hydrothorax – Airway Malformation**
- 15:30 – 16:00 **Fetal Shunts Technique** · *M. Herrera*
- 16:00 – 18:00 **Shunts – Hands ON – Fetal Surgery Room** · *M. Herrera*

## Day 5 — Wednesday, July 29 2026

- 07:00 – 08:00  Breakfast – Medical Club – Clínica Universitaria Colombia – ALL STAFF
- 08:00 – 08:30 **FETO Technique – Step by Step** · *M. Herrera*
- 08:30 – 10:25 **FETO – Diaphragmatic Hernia – FETO Technique – Hands ON** · *M. Herrera*
- 10:30 – 11:00 **Fetal Surgery in fetal heart: Valvuloplasty in fetal heart disease** · *M. Herrera*
- 11:00 – 11:30 **Embryonic reduction – Ectopic Pregnancy – CSP** · *M. Herrera*
- 11:30 – 12:30 **Intrauterine Transfusion** · *N. Torres*
- 12:30 – 13:00  **Closing Ceremony & Certifications**

## Live Fetal Surgery



**5**  
DAYS

**15**  
PROCEDURE AREAS

**20**  
MAX. DELEGATES

# Hands ON Sessions Gallery

ANATOMIC DISSECTION · AMNIOCENTESIS · CORDOCENTESIS · CVS · FETOSCOPY

XV EDITION

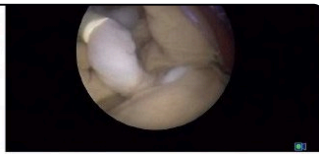
## FETAL ANATOMIC DISSECTION SESSION



## HANDS ON SESSION – HANDS EYE COORDINATION · AMNIOCENTESIS · CORDOCENTESIS · CVS

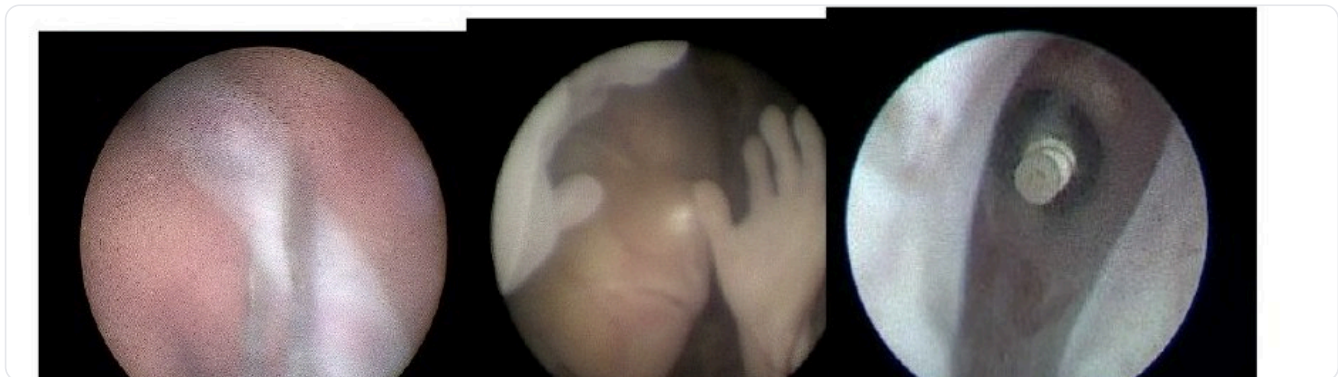


## HANDS ON SESSION – FETOSCOPY · PLACENTAL LASER



**HANDS ON SESSION – FETOSCOPIC TECHNIQUES**

**FETAL SURGERY AND THERAPY PROGRAM – FIMMF NETWORK**



**PROCEDURES COVERED IN HANDS ON SESSIONS**

- |                           |                      |                         |
|---------------------------|----------------------|-------------------------|
| Fetal Anatomic Dissection | Amniocentesis        | Cordocentesis – CVS     |
| Intrauterine Transfusion  | Fetoscopy Techniques | Placental Laser (TTTS)  |
| Fetal Shunts Placement    | FETO Procedure       | Myelomeningocele Repair |
| Diaphragmatic Hernia      | Fetal Airway / EXIT  | Valvuloplasty           |

## Fetal Surgery Procedures – Part I

Category	Multiple Pregnancy	Congenital Diaphragmatic Hernia	Fetal Airway – CHAOS	LUTO	Myelomeningocele	Fetal Tumors	Hydrothorax
<b>Pathologies</b>	TTTS, Selective IUGR, TAPS, Acardiac, Triplets	Hernia Diafragmática Izquierda/Derecha	Laryngeal atresia	Posterior Urethral valves	Myelomeningocele – Spina Bifida	Sacrococcygeal teratoma, Choriangiomas	Unilateral/Bilateral hydrothorax
<b>Techniques</b>	Fetoscopy: laser, cord ligation, embryonic reduction	Fetoscopy: Fetal airway – Tracheal occlusion	Fetoscopy: Airway patency, Laser flare	Fetoscopy: Fetal cystoscopy laser fulguration	Open Technique: In utero repair with mini-hysterotomy; Fetoscopy: Multiport	Fetal intratissue laser, Ultrasound-guided fetal puncture	Thoraco-amniotic shunt, Hydrothorax drainage

## Fetal Surgery Procedures – Part II

Amniotic Band	Airway Malformations	Fetal Anemia	CHD Valvuloplasty	EXIT Therapy	Placenta Accreta	Therapy PUL	Cervical Cerclage
Amniotic bands with fetal anatomical compromise	Pulmonary sequestration, CCAM, TAPS	RH isoimmunization, Anemia in fetal infection PVB19	Critic Aortic Stenosis, Critic Pulmonary Stenosis	EXIT in fetal airway obstruction, Teratomas, Lymphangiomas	Placenta accreta, increta, percreta	PUL, Ectopic pregnancy, Cesarean scar, Cervical pregnancy	Cervical insufficiency
Fetoscopy: release of amniotic bands	Intratissue laser, thoraco-amniotic shunt, sclerotherapy	In-utero transfusion, cordocentesis	Aortic valvuloplasty, Ultrasound-guided pulmonary valvuloplasty	EXIT: Ex Utero Intrapartum treatment	Devascularization surgical techniques	Comprehensive management: Tubal, interstitial, cornual ectopic	Transvaginal cervical cerclage, Transabdominal cervical cerclage

**Fetal Surgery and Therapy Center · Head Chief Mauricio Herrera**

Fetal Surgery and Comprehensive Fetal Therapy – All the technology in one place

Colsanitas Clinic – Keralty · FIMMF · International Center for Fetal Surgery and Therapy – FSF

# Registration

XV FETAL THERAPY AND SURGERY: ADVANCED COURSE · JULY 25–29, 2026

LIMITED SEATS

## SPECIALIST RATE

USD **4,860**

Maternal Fetal Medicine Specialist

## TRAINEE RATE

USD **3,600**

Trainees / Fellows

△ Rates are in US dollars. Payment is made at the exchange rate on the day of payment in Colombia. **Before making your payment you must send your CV to be accepted.**

## YOUR REGISTRATION INCLUDES

- ✓ Syllabus and study material
- ✓ Attendance at International Board of Maternal Fetal Medicine
- ✓ Hands ON: Laser in Fetal Medicine
- ✓ Hands ON: Fetal Shunts
- ✓ Participation in Live Cases of Fetal Therapy
- ✓ Coffees, Breakfasts, Lunches, Gala Dinner
- ✓ Hands ON: Amniocentesis, Cordocentesis, Chorionic Villus Biopsy
- ✓ Hands ON: Fetal Surgery and Fetoscopy Instruments
- ✓ 15 areas of fetal therapy & surgery (standardized by Prof. Herrera)
- ✓ International Certification: FIMMF & Unisanitas

To register, send your CV for acceptance, then contact us for payment instructions:

[jjfsanche@unisanitas.edu.co](mailto:jjfsanche@unisanitas.edu.co)

[www.maternofetalla.com](http://www.maternofetalla.com)

Fetal Surgery and Therapy Center · Colsanitas Clinic – Keralty · Maternal Fetal Medicine Foundation – FIMMF

## SUPPORTED BY

Clínica Colsanitas  
FIMMF – Maternal Fetal Medicine Foundation  
Unisanitas  
BMC – Burjeel Medical City  
International Center for Fetal Surgery and Therapy – FSF

## CERTIFICATION

FIMMF – Maternal Fetal Medicine Foundation  
Unisanitas – Fundacion Universitaria Sanitas  
[International Recognition](#)

---

SCIENTIFIC & CERTIFICATION SUPPORT

---



---

INTERNATIONAL INSTITUTIONAL SUPPORT

---

